


ALLOY LED® Specifications

Radialux® 4.2 COB RGB LED Tape Light



Actual size shown

Cut point every 2 in.

0.4 in. wide



Radialux 4.2 COB RGB LED Tape Light's flexible, tight array LED lighting strip is designed for task and accent interior lighting applications. The diodes mounted on printed circuit board with a continuous fortified coating provide continuous hotspot-free lighting. No diffuser covers are needed.

- Highly energy-efficient at only 4.2 watts per foot
- Compatible with Alloy LED channels for a low-profile, polished appearance
- 4-year warranty

TECHNICAL INFORMATION

Color	RGB
Power Consumption per Foot	4.2 Watts
Input Voltage	24V DC
Diodes per Foot	252
Diode Spacing	0.05 inches
Tape Height	0.07 inches
Beam Angle	140°
Field Cuttable (UL 2108)	Every 2 in.
Maximum Run Length	16.4 feet
Dimmable	Yes (with color controller)

Diode Type	COB
Mounting	3M™ Self-Adhesive Tape (Non-porous)
Operating Temperature	-4° F to 140° F
Ambient Temperature	-4° F to 158° F
Spool Length	16.4 ft.
Environment	Indoor, Dry
Certifications	UL 2108 Listed, RoHS
Warranty	4 Year Limited

Each spool includes 36 in., 22 AWG tinned lead wires at both ends of the tape light.

PRODUCT INFORMATION

Item Number	Length	Voltage	Lumens
AL-02-60-2401	16.4 ft.	24V DC	211

ALLOY LED® Specifications

VOLTAGE DROP GUIDANCE CHART

Standard Non-XT 24V Voltage Drop and Wire Length Distance Chart (3% Drop or 24V)

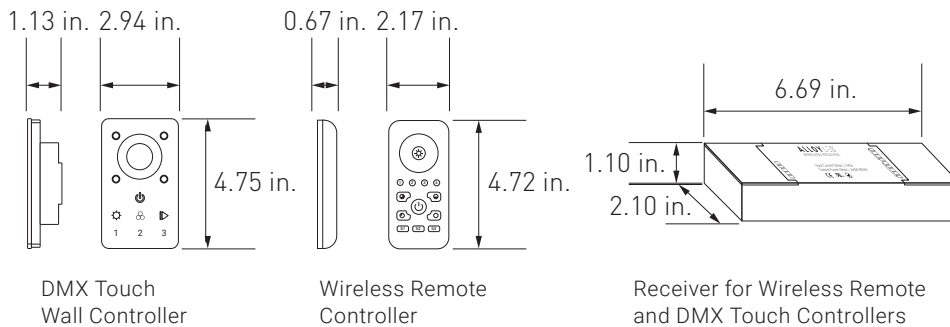
Wire Gauge	Copper Wire Resistance (Ω/kFT)	10W (0.42A)	20W (0.83A)	30W (1.25A)	40W (1.67A)	50W (2.08A)	60W (2.50A)	70W (2.92A)	80W (3.33A)	90W (3.75A)	96W (4A)
22 AWG	16.14	54 ft.	27 ft.	18 ft.	14 ft.	11 ft.	9 ft.	8 ft.	7 ft.	6 ft.	6 ft.
20 AWG	10.15	86 ft.	43 ft.	29 ft.	22 ft.	18 ft.	15 ft.	13 ft.	11 ft.	10 ft.	9 ft.
18 AWG	6.39	136 ft.	68 ft.	46 ft.	34 ft.	28 ft.	23 ft.	20 ft.	17 ft.	16 ft.	15 ft.
16 AWG	4.02	216 ft.	108 ft.	72 ft.	54 ft.	44 ft.	36 ft.	31 ft.	27 ft.	24 ft.	23 ft.
14 AWG	2.53	343 ft.	172 ft.	115 ft.	86 ft.	69 ft.	58 ft.	49 ft.	43 ft.	39 ft.	36 ft.
12 AWG	1.59	545 ft.	273 ft.	182 ft.	137 ft.	109 ft.	91 ft.	78 ft.	69 ft.	61 ft.	57 ft.
10 AWG	0.99	865 ft.	433 ft.	289 ft.	217 ft.	173 ft.	145 ft.	124 ft.	109 ft.	97 ft.	91 ft.

Note: These tables provide general guidelines for determining Wire Gauge based on total load and distance from LED driver to beginning of luminaire.

ACCESSORIES (SOLD SEPARATELY)

Recommended Accessories

See our website for the full range of RGB/RGBW controllers and accessories.



Item Number	Description
AL-60-03-0002*	Wireless Remote Controller
AL-60-03-0003*	DMX Touch Wall Controller
AL-60-03-0004-V2	Receiver for Wireless Remote and DMX Touch Controllers

*Use with the Wireless Receiver AL-60-03-0004-V2 (sold separately)



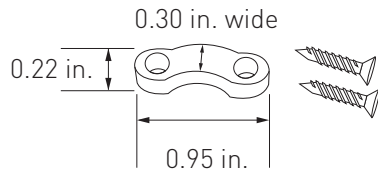
Non-Dimmable Drivers

Item Number	Voltage	Wattage	Dimensions
AL-98-04-24036	24V DC	36W	5.83 x 1.58 x 1.18 in.
AL-98-04-24060	24V DC	60W	6.4 x 1.67 x 1.26 in.
AL-98-04-24100	24V DC	100W	7.5 x 2 x 1.46 in.
AL-98-04-24151	24V DC	151W	7.52 x 2.5 x 1.48 in.
AL-98-04-24200	24V DC	200W	8.47 x 5.43 x 1.18 in.

Wire and Tape Light Management

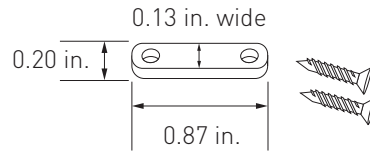
We recommend the use of the wire and tape harness.

- At least one wire harness at the beginning to secure the lead wire; for longer lead wires, place a harness every 2 ft.
- One tape harness every 2 ft. and one harness at the end of the tape light to secure it



Wire Harness

Holds wire in place securely
AL-01-99-9901-10 (10-pack)

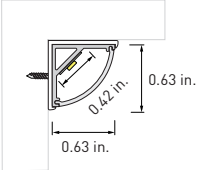
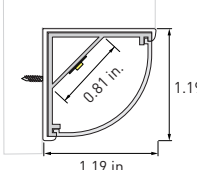
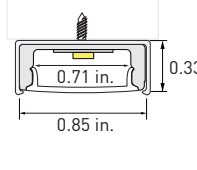
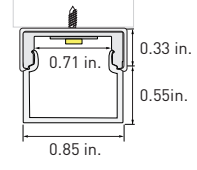
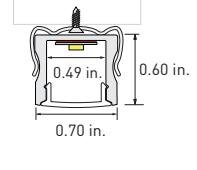
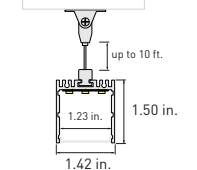
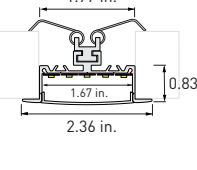
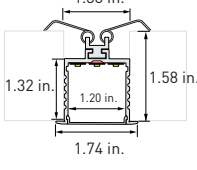
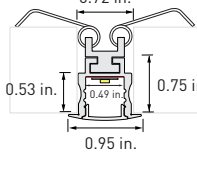
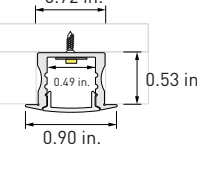
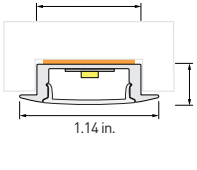
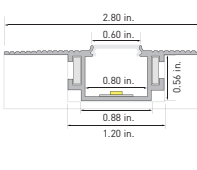
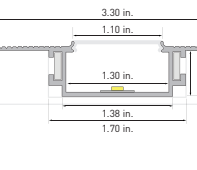


Tape Harness

Provides extra security for tape light,
especially at the ends of a run
AL-01-99-9900-10 (10-pack)

COMPATIBLE CHANNELS (Diagrams below not to scale)

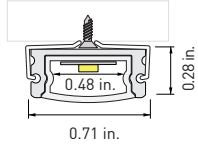
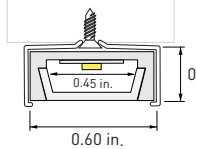
Reduced Hotspot Pairings (Hotspot Rating from 0-5)

<p>Surfa 2: Corner-Mount</p>  <p>Hotspot Rating: 0 <input checked="" type="checkbox"/> Solder <input type="checkbox"/> Connector <input type="checkbox"/> AmpChamp</p>	<p>Surfa 2X: Corner-Mount</p>  <p>Hotspot Rating: 0 <input checked="" type="checkbox"/> Solder <input type="checkbox"/> Connector <input type="checkbox"/> AmpChamp</p>	<p>Surfa 6: Surface-Mount</p>  <p>Hotspot Rating: 0 <input checked="" type="checkbox"/> Solder <input type="checkbox"/> Connector <input type="checkbox"/> AmpChamp</p>
<p>Surfa 6 Surround: Surface-Mount</p>  <p>Hotspot Rating: 0 <input checked="" type="checkbox"/> Solder <input type="checkbox"/> Connector <input type="checkbox"/> AmpChamp</p>	<p>Surfa 7: Surface-Mount</p>  <p>Hotspot Rating: 0 <input checked="" type="checkbox"/> Solder <input type="checkbox"/> Connector <input type="checkbox"/> AmpChamp</p>	<p>Suspan 1: Suspended</p>  <p>Hotspot Rating: 0 <input checked="" type="checkbox"/> Solder <input type="checkbox"/> Connector <input type="checkbox"/> AmpChamp</p>
<p>Ankr 1: In-Wall</p>  <p>Hotspot Rating: 0 <input checked="" type="checkbox"/> Solder <input type="checkbox"/> Connector <input type="checkbox"/> AmpChamp</p>	<p>Ankr 2: In-Wall</p>  <p>Hotspot Rating: 0 <input checked="" type="checkbox"/> Solder <input type="checkbox"/> Connector <input type="checkbox"/> AmpChamp</p>	<p>Ankr 3: In-Wall</p>  <p>Hotspot Rating: 0 <input checked="" type="checkbox"/> Solder <input type="checkbox"/> Connector <input type="checkbox"/> AmpChamp</p>
<p>Ankr 4: Mud-In</p>  <p>Hotspot Rating: 0 <input checked="" type="checkbox"/> Solder <input type="checkbox"/> Connector <input type="checkbox"/> AmpChamp</p>	<p>Naro 4: Recessed</p>  <p>Hotspot Rating: 0 <input checked="" type="checkbox"/> Solder <input type="checkbox"/> Connector <input type="checkbox"/> AmpChamp</p>	<p>Mudr 1: In-Wall</p>  <p>Hotspot Rating: 0 <input checked="" type="checkbox"/> Solder <input type="checkbox"/> Connector <input type="checkbox"/> AmpChamp</p>
<p>Mudr 2: In-Wall</p>  <p>Hotspot Rating: 0 <input checked="" type="checkbox"/> Solder <input type="checkbox"/> Connector <input type="checkbox"/> AmpChamp</p>		

ALLOY LED® Specifications

COMPATIBLE CHANNELS (Diagrams below not to scale)

Other Compatible Pairings (Hotspot Rating from 0-5)

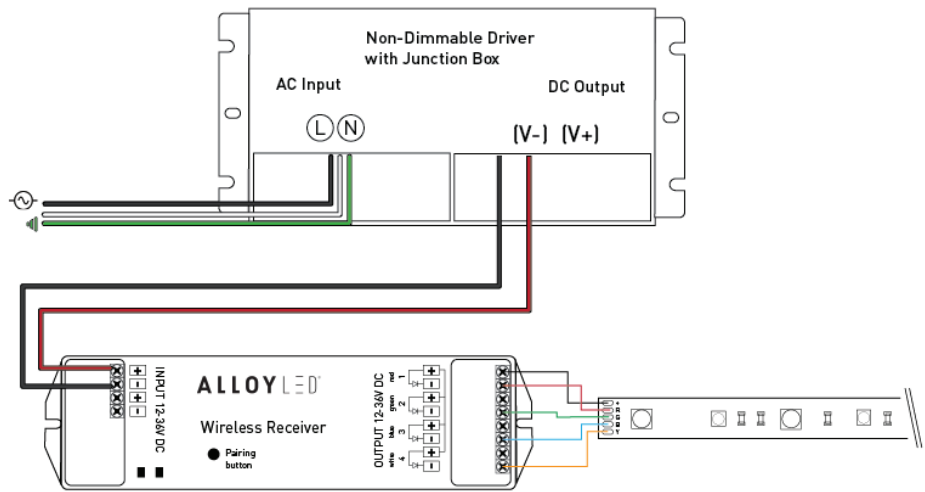
<p>Surfa 1: Surface-Mount</p>  <p>Hotspot Rating: 1</p> <ul style="list-style-type: none"><input checked="" type="checkbox"/> Solder<input type="checkbox"/> Connector<input type="checkbox"/> Amp Champ	<p>Surfa 3: Surface-Mount</p>  <p>Hotspot Rating: 1</p> <ul style="list-style-type: none"><input checked="" type="checkbox"/> Solder<input type="checkbox"/> Connector<input type="checkbox"/> Amp Champ
--	--

ALLOY LED® Specifications

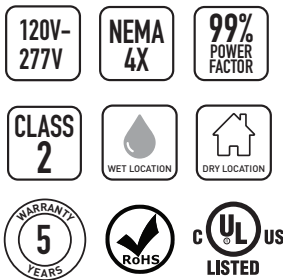
RECOMMENDED POWER SUPPLIES (SOLD SEPARATELY)



Alloy LED PowerFactor™ Non-Dimmable Power Supplies with Integrated UL Listed Junction Box
 Reliable, efficient low voltage power to RGB and RGBW color controllers and for use with white tape light on an on/off switch



Wiring diagram is for reference only. Please refer to dimmer wiring specifications sheet for accurate directions.



Item Number	Output Voltage	Wattage	Wet Location	Minimum Load	Dimensions (Junction box) (L x W x H)	Class 2
AL-98-12-24030	24V DC	36W	Yes (NEMA 4X)	10%	6.5 x 3.6 x 1.02 in.	Yes
AL-98-12-24060	24V DC	60W	Yes (NEMA 4X)	10%	7.4 x 3.6 x 1.02 in.	Yes
AL-98-12-24080	24V DC	80W	Yes (NEMA 4X)	10%	8.6 x 3.7 x 1.6 in.	Yes
AL-98-12-24096	24V DC	96W	Yes (NEMA 4X)	10%	8.6 x 3.7 x 1.6 in.	Yes
AL-98-12-24192-MT	24V DC	192W	Yes (NEMA 4X)	10%	10.9 x 4.25 x 1.8 in.	Yes
AL-98-12-24288-MT	24V DC	288W	Yes (NEMA 4X)	10%	11.8 x 4.25 x 1.8 in.	Yes

Note: Alloy LED strongly recommends using Listed Class 2 power supplies for all installations. Always install in accordance with local and national electrical code regulations. Inspectors prefer power supply to be used with junction box. For dimmer compatibility, refer to drivers specification sheet.